

# Q30



**INFINITI**

EMPOWER THE DRIVE

Overseas model shown



INFINITI

# EMPOWER THE DRIVE

We are like you. We push ourselves beyond our comfort zone. While others might be content with making better machines, we are driven to go beyond – to design cars that push human potential. We build technology to enhance your senses, striking design that demands a response and performance that makes you feel more alive. Prepare to experience the road as it was intended.

## INFINITI Q30

Empower the drive with style. This is art in motion. Expression and purpose as one. An all-new premium compact optimised for the urban landscape and those who define it. Utilising signature adaptive LED headlamps to own the night - Sport and S Premium models only. A dramatic stance to rule the streets. And an interior dressed in wood grain and contrasted stitched leather to complete the package - S Design model only. Q30. Dare to stand out.





EXTERIOR DESIGN

# YOU. OUT IN FRONT. DEFINING A NEW STYLE

The city is your stage. The Q30 puts you in the spotlight—with a stance that rises above the rest and with dramatic lines that are as expressive as you are.

**ELEVATED STANCE** No other 5-door compact is as sleek and sporty with a seating position that gives you the height to stand out. The unique black lacquer trim around the wheels and lower side sills emphasise its unique stance. The ideal height provides a clearer view over traffic while making it easier to enter and exit the Q30.

**UNDENIABLY INFINITI** The top arc of the grille mirrors the arc of the bottom to form INFINITI's signature double-arch grille. The crescent-shaped C-Pillar arcs forward from the rear window as if in perpetual motion. The Q30 displays INFINITI's DNA in every curve, front to rear.



Overseas model shown.



**19-INCH SPORT WHEELS** Specially designed to integrate with the athletic ride height of the Q30 Sport, the dark finish shows off its aggressive styling. Lightweight to enhance performance, they are standard on the Q30 Sport.

**SIGNATURE LED LIGHTING** Inspired by the human eye, the trademark INFINITI light shape can be seen from both the front and the side. It is echoed in the tail lamps for a definitive character from every angle.



**DYNAMIC LINES** A rising and dipping shoulder line runs the entire length of the Q30. The deep, sharp curves on the doors are so dramatic, engineers had to develop a new type of 3D manufacturing process to produce them. The Q30 looks like nothing else on the streets.



## INTERIOR DESIGN

# THE NEW FEEL OF NONCONFORMITY

On every surface inside, you'll find high-quality softness from the same premium materials found on your favourite luxury goods.

**SUEDE-LIKE SOFTNESS** Developed in Italy by the high - fashion industry for use on surfaces you touch often – like the lining in purses and shoes – this non-solvent, recycled material imparts a suede-like feel to the front pillars and headliner.

**TESTED TOUCH** We tested with hundreds of people around the world to find a texture that was most pleasing to the fingertip, then exclusively created Sofilez to match it. Wherever the feel is important and durability is critical you'll find it, like on the armrests.

**NAPPA LEATHER** This genuine leather is selected for its exceptional, clothing-quality softness. And we use it beyond the seating surfaces, such as the dash - S Premium model only.



# THE NEW SHAPE OF INDIVIDUALITY

Shapes that flow naturally in beautiful asymmetry create an inviting interior that's fresh and unique. This is design with a new view.

**FIRST IMPRESSIONS** From the driver's seat, the intersecting curves of the interior are refreshingly dynamic, but our designers know that your first view happens before you ever sit down. So they designed it to be breathtaking the moment you open the door, from the side view, as well as head on.

**DESIGNED IN MOTION** When you're in the Q30, you're driving – and that's why our design director had his team push him around in the courtyard while he sat in a mockup of the interior. The movement of light had to be perfect on every surface.

Overseas model shown.



## CONNECTIVITY

# STAY CONNECTED WITH YOUR WORLD

Your life is always moving, and the INFINITI Q30 seamlessly brings your world into your car. Stay ahead and in contact with voice, navigation, and music.

**A PREMIUM CONNECTION** Every time you get into your vehicle, connect with technology that responds like the technology you hold in your hand. Connecting your smartphone to your INFINITI brings your world into your car. Listen to your playlist. Navigate unfamiliar streets or call your friends. The system even remembers your personal driving preferences.

**ADJUSTS TO YOU** Once your smartphone is connected, you can interact with the state-of-the-art system however you find easiest – through the 7-inch colour touchscreen, INFINITI Controller or voice command.



**PLUG-IN CONVENIENCE** Two USB ports give you twice the opportunities. Get instant access to your music library. Charge your smartphone. Listen to tunes on a USB stick or drive.

**BLUETOOTH® STREAMING AUDIO** Turn your Bluetooth®-enabled smartphone into a source of music, and listen to your top playlists over the Q30's audio system.

**HANDS-FREE VERSATILITY** With the INFINITI Bluetooth® Hands-free Phone System, you can make and receive wireless calls using voice recognition. No fumbling. No need for a headset. Just press a button on the steering wheel.

Overseas model shown.

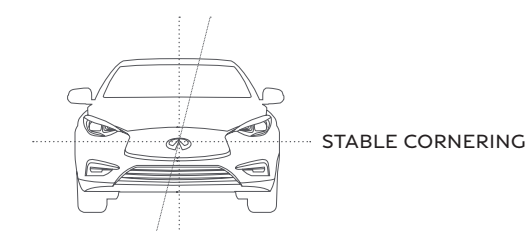




## HANDLING

# QUICK RESPONSES FOR THE URBAN STREETS

Obstacles and opportunities come up fast in the city. The Q30 empowers you to respond with finely tuned handling that's as agile as it is smooth.



**SHARPNESS WITH SMOOTHNESS** Sporty yet forgiving, you can feel the attention paid to tuning the Q30 shock absorbers. They hold the Q30 tight and stable as you take turns while softening rough pavement and cobblestone, for a rare balance of responsive handling with a smooth ride. Engineers even reduced suspension noise so it sounds smooth.

**FINE-TUNED STEERING** The Q30 was made to thrive in the fast-paced thrust and parry of urban driving. A little turn of the wheel results in a big response with little effort, so it's always easy.

**SPORT SUSPENSION** In the Q30 Sport 2.0 Turbo, reflexes are sharpened and the look is more aggressive, thanks to a lower and firmer suspension. It is paired with cross-drilled front discs that help with air ventilation for impressive stopping performance.

**SEAT DESIGN** You connect to your Q30 through the steering wheel and your seat. The driver seat's design is based on zero gravity research to provide maximum spinal support and reduce the pressure on muscles, so it supports you where you need it while also reducing fatigue on long drives.





## ENGINEERING

# EVERY SENSE IS HEIGHTENED AND QUICKENED

From the feel of acceleration to the song of the engine, we've amplified the experience of power and sound motion in the Q30.

**DUAL CLUTCH TRANSMISSION** Shift delays are now an artifact of history. With one clutch for even gears and another for odd, the next gear is already pre-selected. The result is smooth gear changes you'll interpret as pure, clean power.

**SHARP SHIFTING** Paddle shifters on the steering wheel of the Q30 Sport and S Premium, give you fingertip control over gear selection. The speedy shifting of the Dual Clutch Transmission feels even faster when you never take your hands from the wheel to change gears.

**A CONTINUOUS RUSH** Acceleration Swell is our vision of power. By precisely tuning the engine to unleash torque over a broader rev range, the force you feel seems to increase the faster you go, making Swell feel like a limitless rush.

**DRIVE MODE SELECTOR** Adjust your driving experience to fit the moment. Whether you want efficiency, smoothness or sportiness, select Manual, ECO or Sport mode to fine-tune your performance to your needs.

With two different turbocharged petrol engines to choose from, select optimal power, optimal mileage or a combination of the two that makes the most sense for the way you drive.

## 2.0L TURBO

Honed for eager response and quick acceleration when you want it, the turbocharged engine spools quickly to produce 155 kW at 5,500 rpm. It also outputs a stirring 350 Nm at 1,200-4,000 rpm of torque while reaching 6.3L/100km combined fuel consumption.

155

kW

6.3

L/100KM\*

## 1.6L TURBO

The turbocharged 1.6L petrol engine has been refined to deliver a smooth flow of 115kW at 5,300 rpm of power and 250Nm at 1,250-4,000 rpm of torque, whilst maintaining 6.0L/100km combined fuel consumption.

115

kW

6.0

L/100KM\*

\*Fuel consumption figures are based on ADR 81/02 tests and factory information. These figures are provided to assist you in comparing the fuel consumption of the Q30 with other vehicles. The actual fuel consumption will depend on many factors, including your driving habits, the prevailing conditions and your vehicle's equipment, condition and use.







## CONVENIENCE

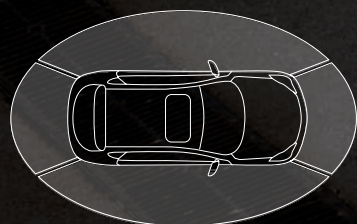
# EASY TO PARK FROM ANY ANGLE

No other vehicle offers its combination of awareness innovations and parking assistance technologies. It's engineering that intuitively extends your ability to manoeuvre in and around tight spaces.

**SEE EVERY SIDE** Gain a new perspective on what's around you. With the Around View® Monitor with Moving Object Detection and Front and Rear Sonar System on the Q30 S Premium model, four cameras and one virtual 360° view from above make it easy to see and manoeuvre in even the tightest spaces.

**MOVING OBJECT DETECTION** The four cameras not only give you an unprecedented view, they keep watch as well. An audible alert is given when a stationary or moving object is detected behind you or close by, and the appropriate camera is highlighted to show you which side – S Premium model only.

**INTELLIGENT PARK ASSIST** Using a combination of 12 sensors, this system will determine if the parking area is large enough. Simply engage the gear shift, press a button to confirm, and operate the accelerator and brake pedal. The Q30 S Premium will park itself safely – in parallel or reversing-in parking spots.



12  
SENSORS

360°  
VIEW

4  
CAMERAS

Overseas model shown.

Overseas model shown



# MASTER THE WAY YOU MOVE THROUGH TRAFFIC

Whether the roads are clear, chaotic or constantly changing, intelligent technologies help guide you through the action.



**KNOW YOUR WAY** Find your way through busy streets and unfamiliar territory. INFINITI Satellite Navigation lets you choose a view that's most intuitive to you—a 2D overhead view or a 3D Birdview perspective. You can even search for a destination without knowing the specific name or category, then save it to start your journey.

**MAINTAIN YOUR LANE** The Lane Departure Warning on the Sport and S Premium models, monitors lane markings and will warn you visually, audibly and physically—as a vibration through the steering wheel—so you can correct your line before you leave your lane.

**MANAGE YOUR PACE** Set your desired speed and distance and Intelligent Cruise Control (Full-Speed Range) can automatically adjust your speed in slowing traffic. When traffic speeds resume, Intelligent Cruise Control can bring you back up to your preset speed and distance. Available on S Premium model only.

**SEE THE SIGNS** The traffic sign recognition uses a camera to watch for posted speed limits and give you a reminder in the instrument panel. When you're aware, you're in command. Available on Sport and S Premium models only.







## SAFETY

# INNOVATIVE TECHNOLOGY HELPS YOU SEE AND AVOID

A unique combination of active and passive safety innovations enhance your ability to respond instinctively.

**RECOGNISING DANGER** Forward Collision Warning looks ahead for the vehicle in front. If you're closing in too quickly, the system will warn you visually and audibly.

**HELPING STAY IN CONTROL** Vehicle Dynamic Control (VDC) compares actual vehicle cornering to the driver's input. If the system senses oversteer or understeer, VDC adjusts engine power and applies appropriate braking to individual wheels to help correct the problem and keep the Q30 on the intended path.

**BETTER DIRECTIONAL STABILITY WHILE STOPPING** Electronic Brake force Distribution adjusts the amount of pressure applied to the front and rear wheels to improve braking performance and reduce front-end dive.

**SENSES WHERE YOU CAN'T SEE** The Blind Spot Warning System - S Premium model only - uses sensors to help alert you to a vehicle detected entering the blind spot area in an adjacent lane and helps you avoid it. First, the warning light illuminates. Then, if you begin moving toward the occupied lane, a warning sounds.

**ENHANCED PROTECTION** Based on the severity of the crash and seat belt usage, the INFINITI Advanced Air Bag System adjusts inflation in the dual-stage front supplemental air bags. Also featured are front seat-mounted side-impact supplemental air bags and roof-mounted curtain side-impact supplemental air bags with rollover sensor.

**STRONGER AND LIGHTER** High-and ultra high-strength steel is used in critical areas, such as the roof pillars, floor and roof crossmembers, door beams and various reinforcements to enhance your safety in case of a collision.

**REDUCING FORCE** In the event of a collision, advanced front and rear crumple zones deform gradually to help absorb the energy of the impact before it reaches the passenger cabin.





# SPECIFICATIONS

## POWER

		Q30 1.6T GT	Q30 2.0T SPORT	Q30 2.0T S PREMIUM
Engine		•		
1.6-litre (1,595 cc) 16-valve, Double overhead camshaft (DOHC), turbocharged 4-cylinder Petrol engine			•	•
2.0-litre (1,991 cc) 16-valve, Double overhead camshaft (DOHC), turbocharged 4-cylinder Petrol engine				
Fuel Economy				
Estimated Combined Fuel Economy (L/100km)*		6.0	6.3	6.3
Power				
115 kW @ 5,300 rpm		•		
155 kW @ 5,500 rpm			•	•
Torque				
250 Nm @ 1,250-4,000 rpm		•		
350 Nm @ 1,200-4,000 rpm			•	•
Transmission				
7-speed Dual Clutch Transmission (DCT)		•	•	•
Eco Stop / Start System		•	•	•
INFINITI Drive Mode Selector with Economy, Sport and Manual modes		•	•	•
Drive Type				
Front-wheel drive		•	•	•
Hill Start Assist		•	•	•

## HANDLING

Steering				
Type	Dual pinion electronically assisted	•	•	•
	Electric power steering	•	•	•
Turning Circle	11.4m	•	•	•
Suspension				
Independent MacPherson strut front suspension with stabiliser bar		•	•	•
Independent multi-link rear suspension with stabiliser bar		•	•	•
Comfort-tuned suspension		•		
Sports-tuned suspension			•	•
Brakes				
Power-assisted brakes		•	•	•
Anti-lock Braking System (ABS)		•	•	•
Brake Assist		•	•	•
Electronic parking brake			•	•
Front Brembo, single piston floating calliper, ventilated disc (295 mm)		•		
Front Brembo, single piston floating calliper, cross drilled ventilated disc (320 mm)			•	•
Rear Brembo, single piston floating calliper, solid disc (295 mm)		•	•	•
Wheels and Tyres				
5 twin-spoke Aluminium alloy wheels 18-inch x 7.0 235/50R/18		•		
5 twin-spoke Gun Metal grey aluminium alloy wheels 19-inch x 8.0 235/45R/19			•	•
Tyre repair kit		•		

## EXTERIOR

Features			
Advanced aerodynamic body	•	•	•
Heated exterior mirrors with power operation, power folding, integrated indicators, driver's side auto dimming mirror and puddle lamps – driver and passenger side	•	•	•
Rear window with wiper and washer & defroster with timer	•	•	•
Fixed glass roof with electric sunshade			•
Roof-mounted rear spoiler	•	•	•
Chrome grille trim with black gloss insert	•	•	•
Body coloured bumpers	•	•	•
Satin chrome side window trim	•	•	•
Body-colour door handles with chrome plated accents	•	•	•
Black gloss wheel arch trim	•	•	•
Black gloss fog light finishers	•		
Body colour mirror housings	•		
Black gloss colour side sill extensions	•		
Dual exhaust pipes in satin chrome	•		
Satin chrome front bumper lip	•		
Sports grille		•	•
Sport front and rear bumpers		•	•
Black gloss mirror housings		•	•
Body colour side sill extensions		•	•
Dual exhaust pipes in dark chrome		•	•
Halogen headlights with manual leviliser and LED signature Daytime Running Lights	•		
LED headlights with automatic leviliser and LED signature Daytime Running Lights		•	•
Adaptive Front lighting System (AFS) with integrated LED indicators		•	•
Automatic headlight activation	•	•	•
High beam assist (auto high/low beam)		•	•
LED Fog lights, Taillights and Centre High-Mounted Stoplight (CHMSL)	•	•	•
Heated headlamp washer			•

## INTERIOR

Features			
Dual stage locking/unlocking system – drivers side only & centrally	•	•	•
Remote keyless entry system	•	•	•
Key controlled window convenience opening and closing feature (all windows)	•	•	•
Power windows with one-touch control and automatic safety reverse function - front and rear	•	•	•
Windscreen wipers with rain sensor and one-touch wipe function	•	•	•
Auto dimming rear view mirror	•	•	•
Front sun visors and illuminated vanity mirrors	•	•	•
Front driver & passenger reading lights with rear room light	•	•	•
Ambient lighting- front cup holders, foot wells, door handles & sport seats headrests			•
Directional indicators with one-touch convenience function	•	•	•
Manual single-zone climate control with under seat rear circulation vents	•	•	
Automatic dual-zone climate control with rear passenger vents and digital display			•
Side window demisters	•	•	•
12-volt power sockets (3) – front, rear and rear trunk	•	•	•
Fold-down rear-centre armrest with cupholders			•
Adjustable front-seat head restraints	•		
Passenger foot well net	•	•	•
Ski hatch			•



	Q30 1.6T GT	Q30 2.0T SPORT	Q30 2.0T S PREMIUM
Seating and Trim			
Premium cloth facing upholstery with leatherette dashboard finisher, door armrest and centre armrest	•		
Alcantara/leatherette facing upholstery with white leatherette inserts and Alcantara dashboard finisher, door armrest and centre armrest		•	
Nappa Leather facing upholstery with white leatherette inserts, Nappa leather dashboard finisher and door armrest			•
Tricot headliner in light grey	•		
Dinamica headliner in graphite		•	•
Leather-wrapped and aluminium-alloy gear knob	•	•	•
Premium stitched meter hood	•	•	•
Black lacquer centre console trim	•	•	•
Black Lacquer interior trim			•
Fully-carpeted cabin floor	•	•	•
Sports pedals in aluminium-alloy with rubber studs		•	•
Comfort seats with adjustable head restraints	•		
Sport seats with fixed head restraints		•	•
Driver and passenger side seat memory - three memory settings			•
6-way manually adjustable front seats with 4-way drivers seat power lumbar support	•	•	
8-way power adjustable front seats with 4-way driver and passenger seats power lumbar support			•
60/40-split folding rear seatbacks	•	•	
Heated front seats		•	•
Leather steering wheel and gear shift lever	•	•	•
Aluminium front doorsill kick plates with INFINITI logo			•
Wood inserts in door panels and centre cluster			•
Audio and Entertainment System			
10 speaker Bose® premium audio system with subwoofer			•
Active Sound Control (ASC) only with Bose premium audio system			•
6 speaker audio system	•	•	
INFINITI Controller	•	•	•
INFINITI Satellite Navigation system	•	•	•
CD MP3/WMA compatibility	•	•	•
Radio Data System (RDS)	•	•	•
Speed-sensitive volume (SSV) control	•	•	•
Two USB connection ports for iPhone® interface, flash drive or other compatible devices	•	•	•
Instrumentation and Driver Controls			
INFINITI infotainment system with 7-inch touch screen (LCD VGA)	•	•	•
INFINITI voice recognition system – phone and audio	•	•	•
Bluetooth® Hands-free Phone System and Bluetooth Streaming Audio	•	•	•
Around View® Monitor with Moving Object Detection and Front and Rear Sonar System			•
Full colour vehicle information display – (digital speedometer, compass, fuel consumption and outside temperature display)	•	•	•
Multifunction leather steering wheel	•	•	•
Manually adjustable steering column - tilt and telescopic	•	•	•
Paddle shifters		•	•
Cruise control with column-mounted switches (with speed limiter)	•	•	•
Fine vision meter with 5-inch TFT colour display	•	•	•
SAFETY FEATURES			
Safety			
7 airbags - Front driver and passenger airbags, front hip-thorax side airbags, roof-mounted front-to-rear curtain airbags and driver's knee airbag	•	•	•
3-point seat belts with load limiters and adjustable upper anchors	•	•	•
Front and rear passenger seat belt indicator	•	•	•

	Q30 1.6T GT	Q30 2.0T SPORT	Q30 2.0T S PREMIUM
Zone Body construction with reinforced passenger compartment and front and rear crumple zones	•	•	•
ISOFIX with tethers helps simplify proper installation of compatible child restraint seats	•	•	•
Child restraint seat tether anchors	•	•	•
Anti-theft alarm system with interior motion sensor and tow-away protection	•	•	•
Electronic vehicle immobiliser	•	•	•
Automatic hazard warning signal	•	•	•
Energy-absorbing steering column	•	•	•
Central locking with interior switch and crash sensor	•	•	•
Anti-lock Braking System (ABS) safety system designed to maintain tractive contact with the road while preventing the brakes from locking up and avoiding loss of control	•	•	•
Electronic Brake force Distribution (EBD) Electronic Brake force Distribution adjusts the amount of brake force applied to the front and rear wheels for improved braking performance. The system also detects vehicle-load conditions, and distributes additional brake pressure to the rear brakes as needed	•	•	•
Advanced Vehicle Dynamic Control (VDC) with Traction Control System (TCS). VDC helps correct oversteer or understeer by applying brake pressure to individual wheels and adjusting the engine's power output. TCS helps enhance grip when accelerating by sensing wheelspin and automatically reducing engine output and/or braking the spinning wheel	•	•	•
Tyre Pressure Monitoring System (TPMS) provides specific information for each tyre and low pressure warning	•	•	•
Blind Spot Warning (BSW) helps alert the driver to a vehicle detected in the blind spot area			•
Forward Collision Warning (FCW) This active safety feature senses the relative velocity and distance of the vehicle in front of the one you are following. If the Q30 detects a potential risk, it provides an audible and visual alert	•	•	•
Forward Emergency Braking (FEB)	•	•	•
Lane Departure Warning (LDW)		•	•
Pop-up engine bonnet	•	•	•
Cruise control with speed limiter	•	•	
Intelligent Cruise Control (ICC) (Full-Speed Range) with speed limiter			•
Intelligent Brake Assist (IBA) with distance control (metres)			•
Electronic Stability Program (ESP)	•	•	•
Intelligent Park Assist (IPA)			•
Traffic Sign Recognition (TSR)		•	•
Rear parking sensors	•	•	•
Security			
Remote keyless entry system with door handle touch selective unlocking of driver's door or all doors	•	•	•
Glove box with light	•	•	•
Vehicle Security System (VSS) with INFINITI Vehicle Immobilizer System	•	•	•

DIMENSIONS


Exterior			
Coefficient of drag	0.31	0.31	0.31
Overall length (mm)	4,425	4,425	4,425
Overall width (mm)	1,805	1,805	1,805
Overall height (mm)	1,495	1,475	1,475
Wheelbase (mm)	2,700	2,700	2,700
Weight and Capacity			
Boot Capacity (L)	430	430	430
Kerb weight (kg)	1,468	1,488	1,508
Fuel capacity (L)	50	50	50
Estimated Fuel Economy (L/100km) Combined*	6.0	6.3	6.3
Towing capacity maximum - Braked (kg)	1,400	1,500	1,500
Towing capacity maximum - Unbraked (kg)	730	730	730

Specifications, features, equipment and colours shown in this brochure are subject to change without notice or obligation. \*Fuel consumption figures are based on ADR 81/02 tests and factory information. These figures are provided to assist you in comparing the fuel consumption of the Q30 with other vehicles. The actual fuel consumption will depend on many factors, including your driving habits, the prevailing conditions and your vehicle's equipment, condition and use.



# MAKE IT UNIQUELY YOURS

## EXTERIOR COLOURS



## WHEELS




18 X 7.0-INCH ALLOY WHEELS

19 X 8.0-INCH DOUBLE 5-SPOKE ALLOY WHEELS

## INTERIOR COLOURS



## INTERIOR TRIM



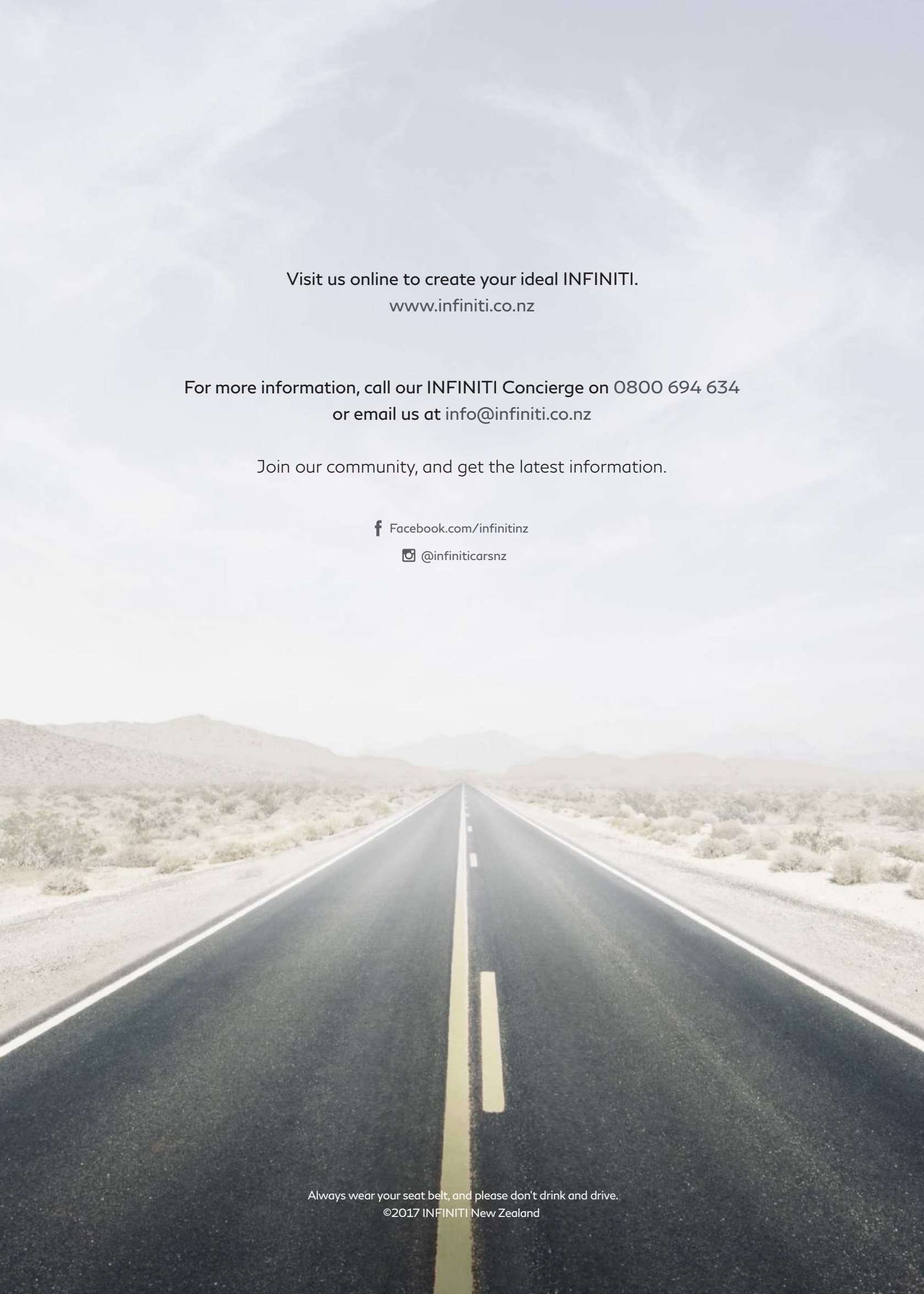
INFINITI New Zealand has taken care to ensure that the colour swatches presented here are the closest possible representations of actual vehicle colours. Swatches may vary slightly due to the printing process and whether viewed in daylight, fluorescent or incandescent light. Please see the actual colours at your local INFINITI Centre.

This brochure is intended for general descriptive and informational purposes only. It is subject to change and does not constitute an offer, representation or warranty (express or implied) by INFINITI New Zealand. Interested parties should confirm the accuracy of any information in this brochure as it relates to a vehicle directly with INFINITI Retailer before relying on it to make a purchase decision. INFINITI New Zealand reserves the right to make changes at any time, without prior notice, in prices, colours, materials, equipment, specifications, and models and to discontinue models or equipment. Due to continuous product development and other pre- and postproduction factors, actual vehicle, materials and specifications may vary from this brochure. Some vehicles shown in this brochure may be overseas models, or include optional equipment. See the actual vehicle for complete accuracy. Availability and delivery times for particular models or equipment may vary. For additional information on availability, options or accessories, see your INFINITI Retailer or visit [www.infiniti.co.nz](http://www.infiniti.co.nz).

1. Leather accented features and upholstery may contain synthetic material. 2. Available for custom orders only. 3. Available on S Premium model only.

iPod is a registered trademark of Apple Inc. Bose is a registered trademark of Bose Corporation.






Visit us online to create your ideal INFINITI.  
[www.infiniti.co.nz](http://www.infiniti.co.nz)

For more information, call our INFINITI Concierge on 0800 694 634  
or email us at [info@infiniti.co.nz](mailto:info@infiniti.co.nz)

Join our community, and get the latest information.

 [Facebook.com/infinitinz](https://www.facebook.com/infinitinz)

 [@infiniticarsnz](https://www.instagram.com/infiniticarsnz)

Always wear your seat belt, and please don't drink and drive.  
©2017 INFINITI New Zealand