

2017
Q50



INFINITI

EMPOWER THE DRIVE

INFINITI

EMPOWER THE DRIVE

We are like you. We push ourselves beyond our comfort zone. While others might be content with making better machines, we are driven to go beyond—to design cars that push human potential. We build technology to enhance your senses, striking design that demands a response and performance that makes you feel more alive. Prepare to experience the road as it was intended.



INFINITI Q50

Empower the drive with technology. Featuring innovations that enhance everything you do behind the wheel. The world's first digital steering system¹ with power to steer quicker and smoother than imagined. Predictive Forward Collision Warning^{1,2} sees two cars ahead, even when you can't. And Active Lane Control^{1,3} to help stay the course in crosswinds and on uneven roads. Q50. Elevate your journey.

ELEVATING YOUR POWER AND POTENTIAL

This is power through innovation, where the forces of technology blow past limits. Choose from two advanced engines, including a 3.0-litre V6 twin-turbo,¹ for jaw-dropping performance.

SIGN OF PERFORMANCE At INFINITI, performance is more than delivering a heightened driving experience. We believe it should unleash a more dynamic driver in you. And now, a shared passion can be boldly displayed by the letter S. Whether it is more intense power, tuning or design, every INFINITI Sport Model represents something special.

S | **Q50 RED SPORT 400** The red "S" represents the highest level of performance and power in its lineup. In the Q50 Red Sport 400, that means a 3.0-liter V6 twin-turbo 400-hp engine.



S | **400** | **9.6**
HP | L/100KM

3.0-LITER V6 TWIN-TURBO 400-HP ENGINE Inspired by the legendary VQ engines, this 400-hp V6 twin-turbo engine integrates water-cooled air charging, advanced electronic valve timing control, and a turbo speed sensor for faster response at a higher peak.

208 | **7.3**
HP | L/100KM

2.0-LITER I4 TURBOCHARGED ENGINE Honed for eager response and quick acceleration when you want it, the turbo spools quickly to produce 208 hp at 5500 rpm. It also outputs a stirring 258 lb-ft of torque starting at just 1500 rpm while reaching 7.3 L/100KM mpg on the highway.⁴



CAPTURE THE INTENSITY OF MOTION

Unleash the intelligence and force of the Q50, and free yourself to drive precisely the way you desire.

AN ELECTRIFYING CONNECTION The Q50 steers with innovation. Choose hydraulic rack-and-pinion steering, RACK EPS¹ with Sport mode, or 2nd-gen Direct Adaptive Steering.^{®1} The world's first digital steering system, Direct Adaptive Steering[®] steers quickest while filtering out unwanted vibration. Tuned for a more natural connection, it also offers multiple settings to personalize performance.

ENHANCED HANDLING The Dynamic Digital Suspension¹ monitors chassis vitals and continually adjusts the suspension to deliver a smooth ride yet maintains tight handling in the turns. Activate Sport mode and dial up the suspension for even sharper handling whenever you feel like it. Working along with Direct Adaptive Steering,^{®1} it completes a digital handling system for confidence over any winding road.

MORE RESPONSIVE BRAKING With ventilated discs and 4-piston opposed front calipers and 2-piston opposed rear calipers, the available Sport Brakes² provide great stopping force from both sides of the rotor at the same time for better bite, more friction and direct feel. On the Red Sport 400, these calipers are painted a track-inspired red for visual distinction.

A CONTINUOUS RUSH Acceleration Swell is our vision of power, dedicated to delivering a shape and feel to acceleration. By precisely tuning the engine to unleash torque at a broader rev range, the force you feel seems to increase the faster you go, making Acceleration Swell feel more like a limitless rush than a momentary thrill.

ENHANCING THE DRIVE The INFINITI Drive Mode Selector allows you to personalize the driver settings—from steering, engine and suspension inputs—to best fit your needs of the moment.



EXTERIOR DESIGN

SHAPED WITH PURPOSE AND INTENSITY

Break free from convention with design that adds a new dimension to premium styling and leaves an unmistakable impression wherever you go.

IMPRESSION AMPLIFIED Expressing signature INFINITI design, the double arch grille is prominently placed front and center. The arc of the bottom, like a natural reflection to that of the top, gives the front fascia a distinctive appearance.

ATHLETIC STANCE Large 18-inch alloy wheels¹ not only complement the sporty proportions of the Q50 but are designed to make handling more responsive. The lightweight construction inherently reduces unsprung weight and helps contribute to quicker turn-ins.

AERODYNAMIC ADVANTAGE The upper and lower body of the Q50 directs air to flow over, around and under the Q50, turning it into effective downforce. The overall design achieves zero lift at the front and rear and helps reduce the effect of wind turbulence at higher speeds.

SIGNATURE STARE OF INTENSITY Undeniably INFINITI, the human-eye-like LED headlights and taillights replicate each other whether the lights are on or off.

DESIGN DISTINCTION In signature INFINITI style, the crescent-shaped C-pillar's sculpted surfaces exude elegant, fluid motion.





MAINTAIN YOUR LANE* The Lane Departure Warning and Lane Departure Prevention Systems^{1,5} monitor lane markings and will warn you if you start to drift. If the drift continues, the Lane Departure Prevention System will provide brief steering input to help ease your Q50 back towards the center of your lane.

KNOW YOUR WAY Find your way through busy streets and unfamiliar territory. INFINITI InTouch™ Navigation^{1,6} lets you choose a view that's most intuitive to you—a 2D overhead view or a 3D Birdview perspective. Now, you can access reliable unlimited search capabilities directly from your vehicle. Search for a destination without knowing the specific name or category, and then save it or start your journey. A connected online search is based on the latest available information.

TRAFFIC TECHNOLOGY

MASTER THE WAY YOU MOVE THROUGH THE CITY

Whether traffic is clear or chaotic, intelligent technologies help guide you through every moment.

HELPING YOU STAY ON PATH Working with Direct Adaptive Steering,^{®1} Active Lane Control^{1,3} evaluates the road ahead and can automatically make small steering angle corrections due to uneven road surfaces or crosswinds.

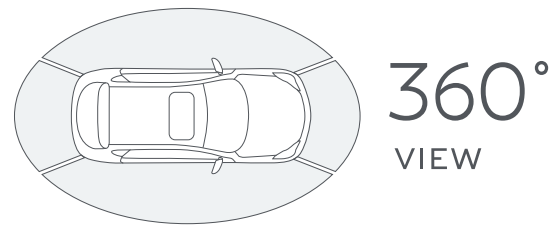
KEEP YOUR DISTANCE Distance Control Assist^{1,8} looks ahead and warns you if your following distance becomes too short. If detected, and you do not take your foot off the accelerator pedal, the system will partially engage the brakes and push back on the accelerator pedal.



CONVENIENCE


ANTICIPATING YOUR NEEDS. HEIGHTENING YOUR AWARENESS

Naturally and instantly, your abilities are amplified—in the way you see and in the comfort you feel, leaving you free to focus on the drive.



SEE EVERY SIDE¹ Gain a new perspective on what's around you. With the Around View[®] Monitor with Moving Object Detection,^{2,9} four cameras and one virtual 360° view from above makes it easy to see and maneuver in even the tightest spaces. Peek around corners with confidence, thanks to a new front camera that looks out to the side with a sweeping near 180° view.

INTUITIVE FRONT LIGHTING¹ Illuminate where you truly want to be. The Adaptive Front lighting System (AFS)¹ improves visibility at intersections and around curves by sensing your steering and turning the headlights. Together with LED headlights, AFS helps you see not just ahead, but around as well.



ASSISTING EFFICIENCY To help improve fuel economy, the Eco Pedal² system counteracts with the pedal push-back control mechanism if an excess of pressure on the accelerator is detected. An indicator on the instrument panel will also indicate the optimal level for fuel-efficient driving.

INNOVATIVE TECHNOLOGY HELPS YOU SEE AND AVOID

Empowering technologies are on alert, ready to help you respond and acting to help protect.

RECOGNIZING DANGER Predictive Forward Collision Warning^{1,2} uses radar to continuously monitor not only the vehicle directly ahead of you but also the vehicle in front of that one. If the system detects a potential risk, it provides an audible and visual alert.

ADVANCED WARNING Forward Emergency Braking^{1,11} adds another dimension of security. It can detect vehicles in the lane ahead of you, and if deceleration is required, the accelerator pedal can be pushed up and the brakes can be applied to help minimize a collision—or even help prevent one.

SENSES WHERE YOU CAN'T SEE The Blind Spot Warning and Blind Spot Intervention® Systems^{1,12} use sensors to help detect vehicles entering the blind spot area. First, a warning light will illuminate; then, if you move toward the occupied lane, a warning sounds. A brief steering input will also be provided to help guide your Q50 back to your current driving lane.

MORE CONFIDENT WHEN BACKING UP Backup Collision Intervention^{1,13} helps increase your awareness. As you back up, the system warns you if approaching vehicles or large stationary objects are detected behind your Q50, and can help you avoid a collision by applying the brakes.



PREPARED TO PROTECT During emergency braking situations, the Front-seat Pre-Crash Seat Belts¹ are automatically tightened.

STRONGER AND LIGHTER Ultra high-strength steel is twice as strong as conventional steel and is built around you to enhance your safety in case of a collision.

ENHANCED PROTECTION Based on the severity of the crash and seat belt usage, the INFINITI Advanced Air Bag System adjusts inflation in the dual-stage front supplemental air bags. Also featured are front seat-mounted side-impact supplemental air bags and roof-mounted curtain side-impact supplemental air bags.¹⁴



CONNECTIVITY

IN TOUCH WITH YOUR CONNECTED WORLD

INFINITI InTouch™ makes your world flow. Your life is always moving, and INFINITI InTouch™ with Navigation seamlessly bring your world into your car. Stay ahead and in contact with your voice, text, navigation and music.^{1,6}



ADJUSTS TO YOU INFINITI InTouch™^{1,6} delivers an intuitive experience right from your driver's seat in the manner that best suits you. Once your smartphone is connected, you can interact with the state-of-the-art system however you find easiest. The top screen can be operated by touch, steering wheel switches or the INFINITI Controller; it is primarily used for driving information, including the monitor system and navigation. The bottom screen can be operated by touch and lets you manage the audio and climate controls.

HIGH-PERFORMANCE AUDIO¹ The Bose® Performance Series with 16 speakers features Advanced Staging Technology that dynamically directs the music to keep you fully immersed in sonic clarity. Genuine metal grilles add a premium touch and help protect the speakers. AudioPilot® 2.0 Dynamic Noise Compensation Technology improves acoustics by constantly monitoring exterior noise and adjusting sound levels accordingly. Whether you're streaming music from your phone via Bluetooth®, playing your iPod® or tuned into satellite radio, Centerpoint® 2.0 Surround Technology allows you to enjoy it all in vibrant surround sound.

BLUETOOTH® STREAMING AUDIO Turn your Bluetooth®-enabled smartphone into a source of music, and listen to your top playlists over the Q50's all-new audio system.^{1,6}

HANDS-FREE VERSATILITY With the INFINITI Bluetooth® Hands-free Phone System,^{1,6} you can make and receive wireless calls using voice recognition. No fumbling. No need for a headset. Just press a button on the steering wheel.



INTERIOR DESIGN

DEDICATION IN EVERY DETAIL

Reveal true craftsmanship that goes into everything you see and the materials you touch.

PLEASING TO THE EYE The soothing glow of the Fine Vision electroluminescent gauges has been designed to not only be brighter, but the contrast delivers information clearly, even at a glance.

CONSISTENT SWITCH FEEL Touch a button. Then touch the one next to it. Every button and switch is crafted with the same level of precision, so you sense a consistent INFINITI feel on your fingertip. With this attention paid to a switch, imagine how the remaining surfaces feel.

TACTILE ARTISTRY The soft, specially treated, semi-aniline leather-appointed sport seats in the Design Package feature a unique quilted pattern and contrast stitching that adds another level of distinction. The center console and door panels feature Natural Maple Wood Accents to add an extra touch of texture.



SOFTER SEAT BELTS The seat belt is one of the few surfaces you continually touch, so we use a variable herringbone weave that is 20% softer than standard fabrics. This makes it more comfortable to wear, easier to pull out, and even less likely to snag your clothing.





PERSONAL ATTENTION


TAILORED TO YOUR EVERY ARRIVAL

Begin every journey with a special moment. Be at the center of thoughtful conveniences that always make you feel special.

INVITING YOU IN* For added convenience and safety, Welcome Lighting¹ responds to your presence automatically with a sequence of exterior then interior lights. The puddle lights illuminate the ground below, and then the interior lights glow to help you settle in. The choreographed sequence ends with the Start/Stop button pulsing, waiting for you to bring it to life.


INFINITI INTELLIGENT KEY Recognizing you upon your approach, the INFINITI Intelligent Key lets you unlock the doors and trunk, and even start the engine without taking the key out from your pocket or purse. And as you enter, it slides your seat back for you, then adjusts your steering wheel and outside mirrors automatically to your preferences.¹

OPTIMIZED COMFORT The dual occupant memory system¹ allows two custom profiles. Depending on which key you possess, the preferred settings for the seat, steering column and mirrors are automatically executed with the press of a button, giving both drivers an intimate level of comfort.



MAKE IT UNIQUELY YOURS

EXTERIOR COLORS



* Only available on the 3.0T

WHEELS




17 X 7.5-INCH, SPLIT 5-SPOKE ALUMINUM-ALLOY WHEELS WITH ALL-SEASON RUN-FLAT PERFORMANCE TIRES


18-INCH, 7 DOUBLE SPOKE ALUMINUM-ALLOY WHEELS WITH RUN-FLAT TIRES

19 X 8.5-INCH, TRIPLE 5-SPOKE ALUMINUM-ALLOY WHEELS WITH ALL-SEASON OR SUMMER RUN-FLAT PERFORMANCE TIRES*

INTERIOR COLORS



INTERIOR TRIM



INFINITI has taken care to ensure that the color swatches presented here are the closest possible representations of actual vehicle colors. Swatches may vary slightly due to the printing process and whether viewed in daylight, fluorescent or incandescent light. Please see the actual colors at your local INFINITI Retailer.

This brochure is intended for general descriptive and informational purposes only. It is subject to change and does not constitute an offer, representation or warranty (express or implied) by INFINITI Singapore. Interested parties should confirm the accuracy of any information in this brochure before relying on it to make a purchase decision. We reserves the right to make changes, at any time, without prior notice, in prices, colors, materials, equipment, specifications, and models and to discontinue models or equipment. Due to continuous product development and other pre- and post-production factors, actual vehicle, materials and specifications may vary from this brochure. Some vehicles shown with optional equipment. See the actual vehicle for complete accuracy. Availability and delivery times for particular models or equipment may vary. Specifications, options and accessories may differ in different countries. For additional information on availability, options or accessories, please visit us at 45 Leng Kee Road, S159103 or www.infiniti-singapore.com.

1 Available on select models. **2** PFCW is intended to warn you before a collision occurs; it cannot prevent a collision. Speed and other limitations apply. See Owner's Manual for details. **3** Active Lane Control cannot prevent accidents or loss of control. It is the driver's responsibility to be in control of the vehicle at all times. ALC may not detect the lane markers in certain road, weather or driving conditions. **4** 2017 EPA Fuel Economy Estimates. 9.6L/100km Actual mileage may vary with driving conditions. Use for comparison only. **5** The Lane Departure Warning/Lane Departure Prevention Systems operate only when the lane markings are clearly visible. Speed limitations apply. See Owner's Manual for details. **6** Driving is serious business. Only use services when safe to do so. Services, including automatic crash notification and SOS, require an active subscription, and are dependent upon the telematics device being in an operative condition, its ability to connect to a wireless network, compatible wireless network availability, navigation map data, and GPS satellite signal receptions. Services require compatible 3G cellular. Cellular network not available in all areas and/or available at all times. Cellular technology is evolving, and changes to cellular networks provided by independent companies are not within INFINITI. Like other devices that rely on network coverage, once the network service is discontinued, INFINITI InTouch services will not function unless equipment replacements, upgrades, or alternative network coverage are available at that time, which INFINITI guarantee. INFINITI is responsible for associated costs that may be required for continued operation due to cellular network shutdown or discontinuation (including equipment upgrades, if available, or roaming charges on alternative networks). Certain vehicle services and features, including Google® compatible services, provided by independent companies are not within INFINITI's or Sirius XM's control and are subject to change without notice or liability to INFINITI or Sirius XM and either of their affiliates and agents. Standard text rates and/or data usage may apply. Certain services require a PIN for activation. Terms and conditions of subscription agreement apply. **7** Intelligent Cruise Control is not a collision avoidance system or warning device. Designed to use limited braking. Failure to apply the brakes could result in an accident. **8** Distance Control Assist helps maintain a distance to the vehicle in front under certain conditions. Not a collision avoidance system. Failure to apply the brakes could result in an accident. **9** AVM with MOD cannot completely eliminate blind spots and may not detect every object. MOD operates at vehicles speeds below 5 mph. Always check surroundings and turn to look behind you before moving vehicle. **10** The Advanced Climate Control System with Plasmacluster air purifier helps scrub the air in the vehicle's interior. The system senses exterior odors, suppresses unpleasant interior odors, stops the inflow of external odors and helps keep the cabin smelling fresh, but does not always eliminate odors. **11** FEB cannot prevent accidents due to carelessness or dangerous driving techniques. It may not provide warning or braking in certain conditions. Speed limitations apply. **12** The Blind Spot Warning/Blind Spot Intervention Systems are not a substitute for proper lane change procedures. The systems will not prevent contact with other vehicles or accidents. They may not detect every vehicle or object around you. **13** BCI will not detect every object, and speed limitations apply. Always check surroundings and turn to look behind you before moving vehicle. See Owner's Manual for details. **14** Air bags are only a supplemental restraint system; always wear your seat belt. Even with the occupant-classification sensor, rear-facing child restraints should not be placed in the front-passenger's seat. All children 12 and under should ride in the rear seat properly secured in child restraints, booster seats, or seat belts according to their size. Air bags will only inflate in certain accidents; see your Owner's Manual for more details. **15** State laws may apply; review local laws before using. **16** Availability of specific features is dependent upon the phone's Bluetooth® support. Please refer to your phone Owner's Manual for details. Bluetooth word mark and logos are owned by Bluetooth SIG, Inc., and any use of such marks by INFINITI is under license.

iPod is a registered trademark of Apple Inc. Bose is a registered trademark of Bose Corporation.



INFINITI

EMPOWER THE DRIVE

www.infiniti-singapore.com

[f Facebook.com/InfinitiSG](https://www.facebook.com/InfinitiSG)



WEARNES 45 Leng Kee Road, Singapore 159103 Tel: 6430 4840

This brochure is intended for general descriptive and informational purposes only. It is subject to change and does not constitute an offer, representation or warranty (express or implied) by INFINITI Singapore. Interested parties should confirm the accuracy of any information in this brochure as it relates to a vehicle directly with INFINITI Singapore, before relying on it to make a purchase decision. INFINITI Singapore, reserves the right to make changes, at any time, without prior notice, in prices, colours, materials, equipment, specifications and models and to discontinue models or equipment. Due to continuous product development and other pre- and post-production factors, actual vehicle, materials and specifications may vary from this brochure. Some vehicles are shown with optional equipment. See the actual vehicle for complete accuracy. Availability and delivery times for particular models or equipment may vary. For additional information on availability, options or accessories, contact INFINITI Singapore.